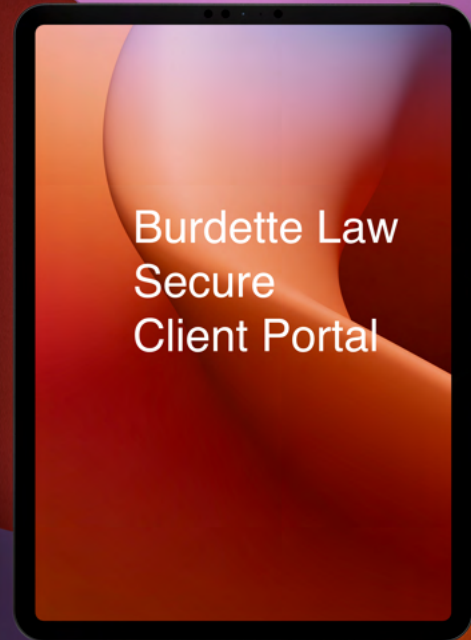


# How to view your files on our Secure Client Portal

Simple instructions about how to access  
your case files on the Burdette Law Secure  
Client Portal  
[www.theburdettelawfirm.com](http://www.theburdettelawfirm.com)

Using your  
files on the

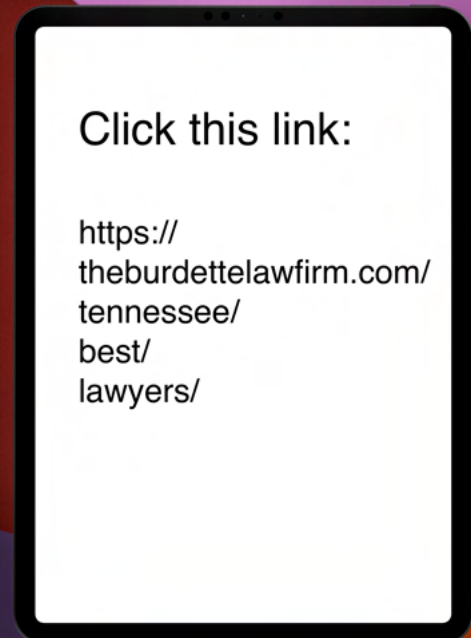


**Click:**

**[https://  
theburdettelawfirm.co  
m/tennessee/best/  
lawyers/](https://theburdettelawfirm.com/tennessee/best/lawyers/)**

Click or touch the burdette law link you see  
directly above this text - or type the link into  
your web browser

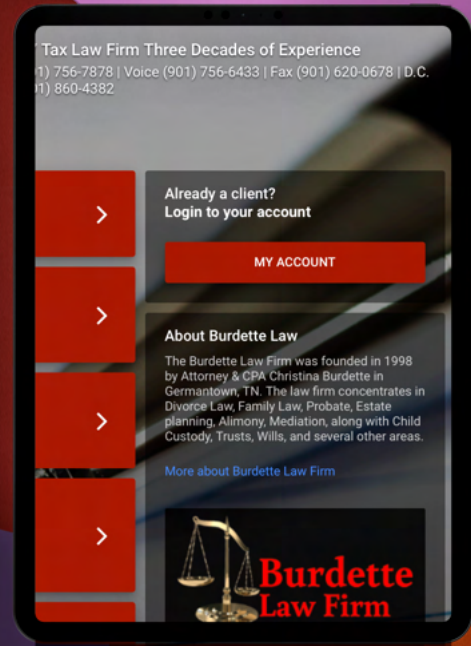
Using your  
files on the portal



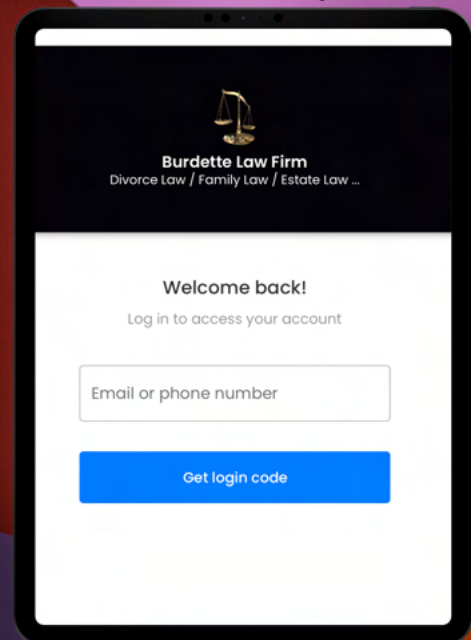
# Click or touch the red MY ACCOUNT button

Click or touch the MY ACCOUNT button you see above, located below the Login to your account text.

Using your  
files on the portal

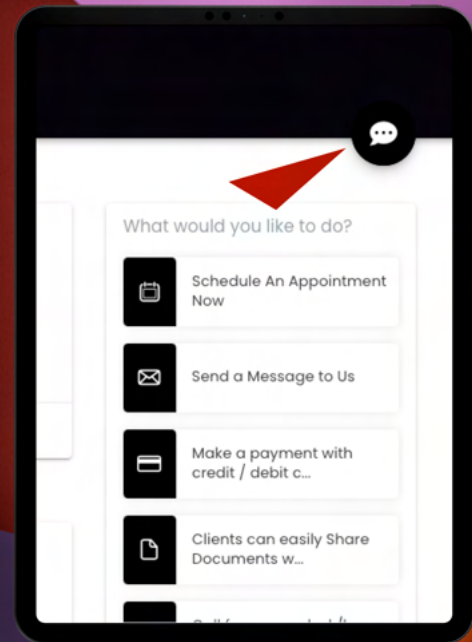


Using your  
files on the portal



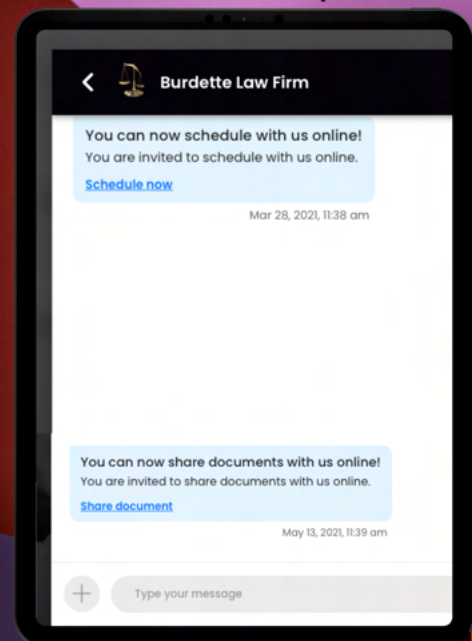
Enter the email address or cell phone you used to initially login. A security code will be sent to the other system. It's dual factor security, exactly like your online banking.

## Using your files on the portal



Click or touch the white oval that contains three black dots. This may appear slightly different on Android or iOS or Windows or Mac, etc. and it may be in different locations on the page, but the button at the end of the red color image you see to the right is the icon you want to select.

## Using your files on the portal



Now you can scroll up and down an entire column to see all the messages we have exchanged and all the documents we have sent you and you have sent us. Simply click or touch the document to view it. This is literally your file on our secure client portal. Reach it anytime through a secure encrypted tunnel direct from your device to our encrypted server at Burdette Law.